

ITALIALOUNGE

Index

Divani | Sofas

Copernico [7](#)
Dante [27](#)
Divo [77](#)
Doge [47](#)
Pitti [63](#)

Poltrone | Armchairs

Cleo [23](#)
Diamante [39](#)
Lena [17;20](#)
Petra [9;13](#)
Tulipe [75](#)

Pouf | Ottomans

Esagona [28;57;71;77;87](#)

Tavolini | Coffee tables

Equinozio [8;12;49](#)
Era [23;28;57;58](#)
Linea [34;70](#)
Orme [50;82](#)
Tema [65](#)



Italia Lounge

Il percorso formale di Italia Lounge, mantiene l'alto valore Artigianale per un living elegante, aprendosi ad interpretazioni più moderne del proprio stile di arredo. La ricerca della bellezza ispira soluzioni innovative magistralmente applicate ai prodotti, che diventano capaci di esprimere nella forma e nella funzione la loro essenza 100% Made in Italy. Maestria e manualità curano i dettagli con distintiva precisione, esaltando rivestimenti e finiture selezionati per valorizzare un design e un comfort che ambiscono all'eccellenza. Linee moderne, sinuose ed avvolgenti aprono a possibilità e configurazioni in continuo dinamismo per momenti di convivialità familiare, ozi domestici, conversazioni affascinanti.

L'interazione con la luce ha ispirato il design dei modelli e ne ha esaltato il potere espressivo con l'introduzione più decisa del colore. L'approfondito studio ergonomico dei prodotti mette al centro l'interpretazione degli ambienti e, grazie alla luce ne svela nuove caratteristiche, donando equilibrio alle forme e sprigionando la loro naturale eleganza.

Italia Lounge widens its brand identity opening up to more modern interpretations of its furnishing style, while always maintaining its high artisan value for an elegant living room.

The search for beauty inspires innovative solutions masterfully applied to the products, which become capable of expressing in form and function their essence 100% Made in Italy.

Craftsmanship and expertise take care of the details with distinctive precision, highlighting selected upholstery and finishes to enhance a design and comfort that aspire to excellence. Modern, sinuous and enveloping lines open up to possibilities and configurations in continuous dynamism for moments of family conviviality, domestic leisure, fascinating conversations.

The interaction with light inspired the design of the models and enhanced their expressive power with a more decisive introduction of colour. The in-depth ergonomic study of the products focuses on the interpretation of the environments and, thanks to the light, reveals new characteristics, giving balance to the shapes and releasing their natural elegance.





Copernico

Divani componibili
Modular seating systems

Copernico rivoluziona il living dando nuovo significato al concetto di adattabilità. Una costellazione di elementi caratterizzati dall'abbraccio di uno schienale dal comfort unico con meccanismo innovativo: il movimento motorizzato aumenta la profondità di seduta da 600 a 1.000 mm, trasformando la postura formale in una assai più ampia e rilassante. In ogni posizione lo schienale può ruotare su se stesso, costruendo così spazi di dialogo e una nuova socialità nel tuo spazio living. Ricercato e funzionale, si colloca nell'arredo con linee moderne disegnate da trapuntature geometriche nella seduta e nei braccioli, con piedini in acciaio che ne esaltano i volumi. Copernico può essere realizzato in composizione lineare, ad arco o angolare, lasciando spazio alla personalizzazione. Disponibile in pelle o tessuto.

Copernico revolutionises the living room, giving new meaning to the concept of adaptability. A constellation of elements characterized by the embrace of a backrest with a unique comfort and an innovative electric mechanism: that increases the seat depth from 600 to 1,000 mm. In fact, it transforms the formal posture into a much wider and highly relaxing one. In any position, the backrest can rotate on itself, creating spaces for dialogue and a new sociality in your living space. Refined and functional, it fits into the furnishings with modern lines designed by geometric quilting in the seat and armrests, with steel feet that enhance the volumes. Copernico can create linear, arched, or angular composition, with many options for customization. Available in leather or fabric.



Copernico Divano componibile, tessuto Ducale | *Modular seating system, fabric Ducale*
Petra Poltrona, olmo tinta Moro, pelle anilina Hydra | *Armchair, solid elm wood in Moro colour, Aniline leather Hydra*
Equinozio Tavolini, Noce moro | *Coffee tables, wood Noce Moro*

Petra Poltrone, olmo tinta Moro, tessuto Cocò | *Armchairs, solid elm wood in Moro colour, fabric Cocò*











Copernico Divano componibile, pelle spessorata pieno fiore Sirio | *Modular seating system, thickened leather full grains Sirio*
Lena Poltrona girevole, tessuto Ducale | *Swivelling Armchair, fabric Ducale*









Copernico Divano componibile, pelle spessorata Orione | *Modular seating system, thickened leather Orione*
Cleo Poltrona, tessuto Accademia | *Armchair, fabric Accademia*
Era Tavolino, finitura Nero Lucido, piano Ansa vetro Nero | *Coffee table, structure Nero Lucido finish. Ansa table top in Black Glass*





Dante

Divani
Sofas

Agile e sospeso Dante nasce dallo studio di sobrie linee ad arco. La semplicità estetica diventa soluzione raffinata grazie ai dettagli che lo definiscono. Le curvature degli schienali e del bracciolo accompagnano il comfort della seduta e rendono questo modello adatto a mostrarsi da ogni angolazione e ad essere utilizzato per definire zone del living. Il design dei piedini ne esalta la leggerezza, con la parvenza di essere sospeso nello spazio e nel tempo. Componente di arredo autentico e disinvolto, disponibile in pelle o in tessuto, può distinguersi con personalità grazie all'opportunità di un rivestimento coordinato cuscinate-scocca.

Agile and floating, Dante takes origin from the study of sober arched lines. Aesthetic simplicity becomes a refined solution through details that define it. The curves of the backrests and the armrest enhance the comfort of the seat and make it suitable to be admired from any angle and to be used to design the different areas of the living room. The design of the feet enhances its lightness, with the appearance of being suspended in space and time. Authentic and casual, this piece of furniture is available in leather or fabric, and it can stand out with personality, even with a coordinated upholstery between structure and seat / backrest cushions.





Dante Divano, tessuto Vignole | *Sofa, fabric Vignone*
Dante Poltrone, pelle nabuk Pegaso | *Armchairs, Nubuk leather Pegaso*
Era Tavolini, finitura Nero Lucido, piano in ceramica Calacatta e Ardesia | *Coffee Tables, structure Nero Lucido. Table top in ceramic Calacatta and Ardesia.*





Dante Divano, pelle anilina Hydra | *Sofa, Aniline leather Hydra*
Diamante Poltrona, tessuto Cocò | *Armchair, fabric Cocò*
Linea Tavolino, finitura Bronzo, piano in ceramica Calacatta | *Coffee table, structure in Bronze finish, top in ceramic Calacatta*





Diamante

Poltrone
Armchairs

Seducente per la sua complessità, questa preziosa poltroncina dalla singolare struttura diamantata amplifica le dimensioni degli arredi in cui si inserisce. Costruita studiando intersezioni ed angoli ottusi, Diamante esalta la precisa lavorazione artigianale delle linee del rivestimento. Disponibile in pelle e in tessuto.

Seductive for its own complexity, this precious armchair with a singular diamond structure amplifies the dimensions of the spaces where it is inserted in. Dante comes from the study of intersections and obtuse angles, and enhances the precise craftsmanship of the lines of the coating. Available in leather and fabric.





Diamante Poltrona, pelle anilina Hydra | *Armchair, Aniline leather Hydra*
Equinozio Tavolino, Noce moro | *Coffee table, wood Noce Moro*



Diamante Poltrona, tessuto Cocò | Armchair, Fabric Cocò



Doge

Divani componibili
Modular seating systems

Omaggio alla morbidezza mediterranea, il modello propone forme generose ed accoglienti, sottolineate dal profilo sottile della base e dallo scultoreo piede metallico. La rotondità della struttura racchiude un importante spazio di seduta a densità differenziate e le corpose cuscinate garantiscono un comfort avvolgente. Si presta a composizione ampie, vestite in tessuto o pelle, che generano spazi fluidi e ben proporzionati.

The model proposes generous and cozy shapes, in homage to the Mediterranean softness, as underlined by the thin base profile and the sculptural metallic feet. The roundness of the structure receives the considerable mass of the seat with differentiated densities and the stuffed back cushions, for an enveloping comfort. Wide compositions are easy to make, dressed up both in fabric and in leather, creating all-round flowing spaces.





Doge Divano componibile, pelle spessorata Vega | *Modular seating system, thickened leather Vega*
Tulipe Poltrona basculante, pelle anilina Hydra | *Tilting Armchair, Aniline leather Hydra*
Esagona Pouf, finitura Nickel Nero, velluto Giglio | *Ottoman, basement Black Nickel and velvet Fabric Giglio*
Equinozio Tavolini, Noce moro | *Coffee tables, wood Noce Moro*
Orme Tavolino, Vetro Chiaro con vassoio Noce Naturale | *Side Table, Clear glass with Noce Naturale Tray*









Doge Divano componibile, tessuto Foscarì Ottanio | *Modular seating system, fabric Foscarì Ottanio*
Esagona Pouf, finitura Nickel Nero, pelle anilina Hydra | *Ottoman, basement Black Nickel and Aniline leather Hydra*
Era Tavolino, finitura Nero Lucido, piano Ansa vetro Nero | *Coffee table, structure Nero Lucido finish. Ansa table top in Black glass.*
Doge Divano componibile, tessuto Bembo Panna | *Modular seating system, fabric Bembo Panna*
Era Tavolini, finitura Nero Lucido, piano ceramica Calacatta | *Coffee tables, structure Nero Lucido finish. Table top in ceramic Calacatta*







Pitti

Divani componibili
Modular seating systems

Pitti è il nuovo concept di divano Italia Lounge che abbraccia l'eleganza dando vita a poliedrici giochi di spazi e volumi. La componibilità degli elementi poligonali e la doppia profondità permettono la creazione di piattaforme su cui disporre lo schienale a libero posizionamento: in qualsiasi punto dell'area della seduta potete accomodarvi a vostro piacimento.

Ampi spazi da vivere in completa autonomia, secondo le proprie esigenze, coniugano dettagli di leggerezza come la base sospesa che fa da cornice, la forma svuotata del supporto schiena triangolare, piedini a lama sostenuti su esili cilindri nelle classiche finiture.


Pitti is the new concept of sofa by Italian Lounge that envelops the elegance, creating polyhedric games of spaces and volumes. The polygonal modularity of its elements and its double depth allow the creation of platforms where to freely arrange the backrest in any position.

You can sit where you like in any place of the platform. In these big spaces, the possibility to live in complete autonomy, following everyone's needs, is combined to light details as the hanging base, the empty triangle-shaped back supports, and thin cylinders supporting the blade-like feet available in the classical finishing.



Pitti Divano componibile, pelle anilina Hydra e tessuto Bembo, basamento metallico in finitura Bronzo | *Modular seating system, Aniline leather Hydra, fabric Bembo, metal feet in Bronze finish*
Tesi Tavolino, piano in ceramica Savoia | *Coffee table, top in ceramic Savoia*









Pitti Divano componibile, pelle nabuk Pegaso, tessuto Foscari, basamento metallico in finitura Bronzo | *Modular seating system, Nubuck leather Pegaso, fabric Foscari, metal feet in Bronze finish*
Esagona Pouf, finitura Nickel Nero, velluto Giglio | *Ottoman, basement Black Nickel and velvet Fabric Giglio*
Linea Tavolino, finitura Bronzo, piano Vetro Nero | *Coffee Table, Bronze metal finish, top in Black Glass*





Tulipe

Poltrone basculanti
Tilting Armchairs

Una morbida parabola su cui concedersi un ottimo relax, Tulipe si presenta, con le sue forme avvolgenti, cucita e ribattuta come un abito sartoriale su misura. Si può usufruire di un comfort calibrato grazie al meccanismo basculante manuale che inclina la posizione della schiena e al pistone della base rotante che regola l'altezza seduta. Disponibile in pelle e tessuto.

A soft parabola on which indulging in moments of excellent relax, Tulipe is presented, in its enveloping and harmonious shapes, sewed and beat like a tailored suit. You can join a tailor-made comfort by manually reclining the backrest mechanism and by adjusting the seat height, thanks to the swivelling base piston. Available in leather and fabric.







Divo Divano componibile, tessuto Capri | *Modular seating system, Fabric Capri*



Tulipe Poltrona basculante, pelle anilina Hydra, basamento girevole in finitura Carbonio Lucido | *Tilting armchair, Aniline leather Hydra, Swivelling metal base in glossy Carbon*

Esagona Pouf, finitura Nickel Nero, velluto Giglio | *Ottoman, basement Black Nickel and velvet Fabric Giglio*

Orme Tavolino, Vetro Chiaro con vassoio Noce Naturale | *Coffee Table, Clear glass with Noce Naturale Tray*



Divo Divano componibile, tessuto Capri | *Modular seating system, Fabric Capri*
Tulipe Poltrona basculante, pelle anilina Hydra, basamento girevole in finitura Carbonio Lucido | *Tilting armchair, Aniline leather Hydra, swivelling metal base in glossy Carbon*
Esagona Pouf, finitura Nickel Nero, velluto Giglio | *Ottoman, basement Black Nickel and velvet Fabric Giglio*
Orme Tavolino, Vetro Chiaro con vassoio Noce Naturale | *Coffee Table, Clear glass with Noce Naturale Tray*





Tulipe Poltrona basculante, pelle anilina Hydra, basamento girevole in finitura Carbonio Lucido | *Tilting armchair, Aniline leather Hydra, swivelling metal base in glossy Carbon*
Esagona Pouf, finitura Nickel Nero, velluto Giglio | *Ottoman, basement Black Nickel and velvet Fabric Giglio*



Index - Schede Tecniche

Divani | *Sofas*

Copernico [90](#)

Dante [96](#)

Divo [98](#)

Doge [102](#)

Pitti [106](#)

Poltrone | *Armchairs*

Cleo [110](#)

Diamante [111](#)

Lena [112](#)

Petra [113](#)

Tulipe [114](#)

Pouf | *Ottomans*

Esagona [115](#)

Tavolini | *Coffee tables*

Equinozio [116](#)

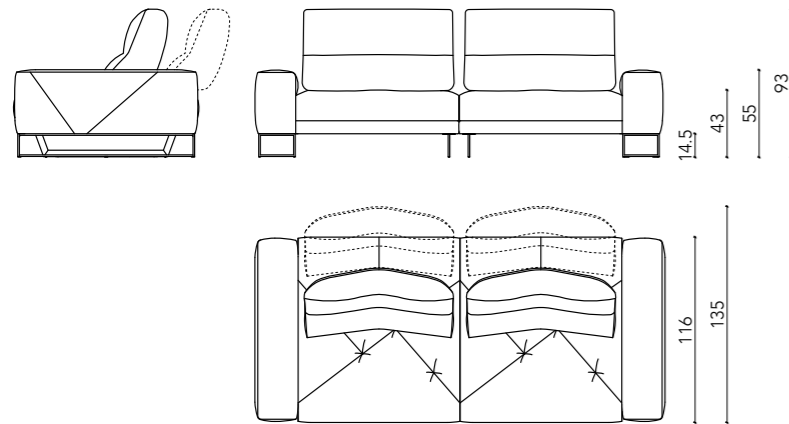
Era [118](#)

Linea [118](#)

Orme [120](#)

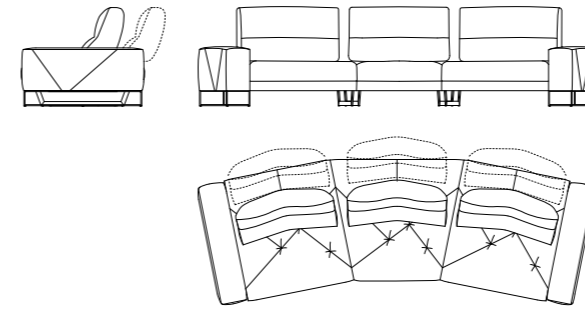
Copernico

Divani componibili | Modular seating systems

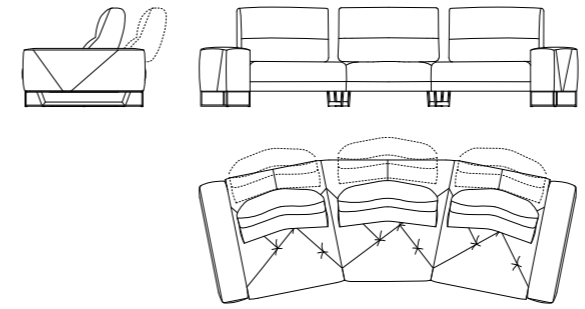


Rivestimenti: Tessuto - Pelle - Cuciture tono su tono
Struttura: Telaio composto da multistrato, legno e derivati (classe E1).
 Molleggio con cinghie elastiche ad alta resistenza.
Meccanismo: Traslante motorizzato e rotante manuale.
Imbottitura struttura: Poliuretano espanso ad alta portanza e densità variabile rivestito in ovatta poliestere.
Cuscini seduta: Poliuretano espanso sagomato a densità differenziate rivestito in ovatta poliestere.
Cuscini schienali: Poliuretano espanso sagomato a densità differenziate rivestito in ovatta poliestere.
Piedi: Metallo finitura Carbonio lucido o Bronzo.

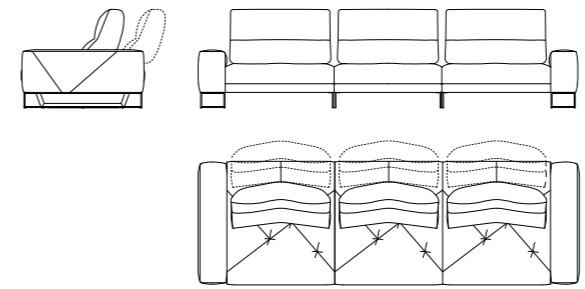
Upholstery: Fabric - Leather - Tone on tone stitching
Structure: Plywood, wood and derivatives (class E1). Suspension with high resistance elastic belts.
Mechanism: Adjustable depth electric mechanism, and pivoting manual mechanism.
Structure Padding: Polyurethane foam with high support and variable density covered with polyester wadding.
Seat cushions: Moulded polyurethane foam with variable densities covered with polyester wadding.
Backrest cushions: Moulded polyurethane foam with variable densities covered with polyester wadding.
Feet: Metal glossy Carbon or Bronze finish.



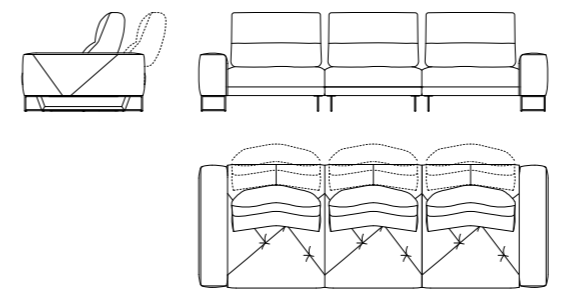
760
 L 373 x P 136/156 x H 93 cm



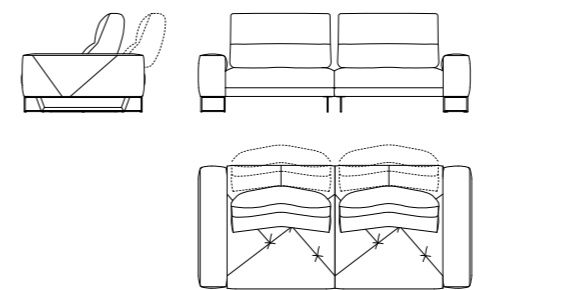
750
 L 353 x P 134/154 x H 93 cm



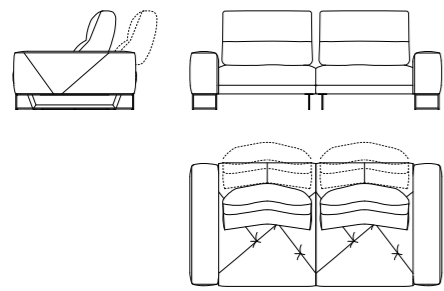
360
 L 357 x P 116/135 x H 93 cm



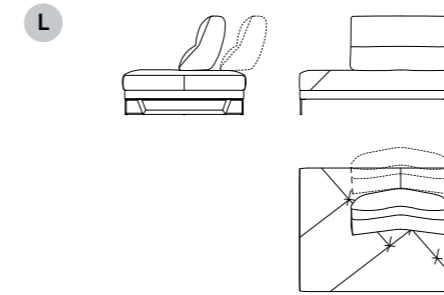
350
 L 327 x P 116/135 x H 93 cm



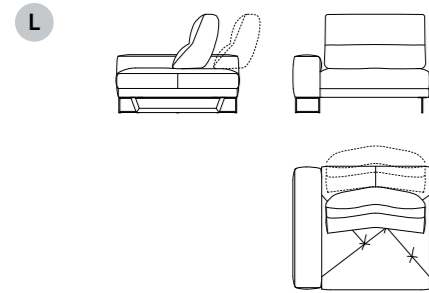
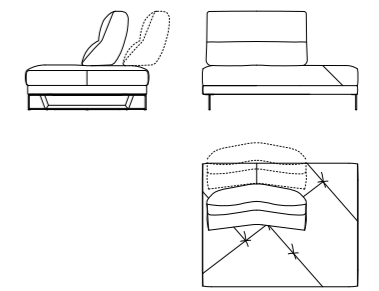
310
 L 256 x P 116/135 x H 93 cm



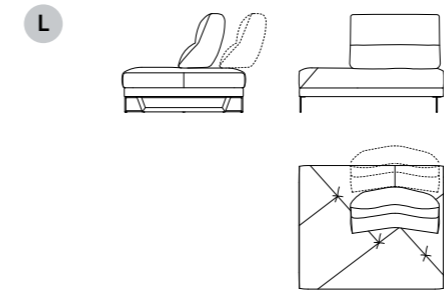
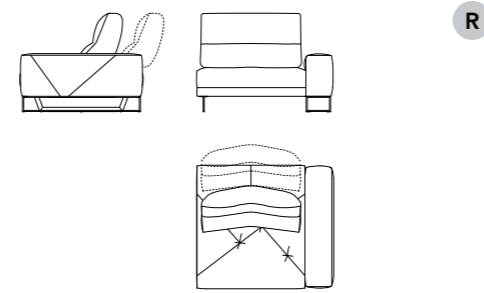
300
L 236 x P 116/135 x H 93 cm



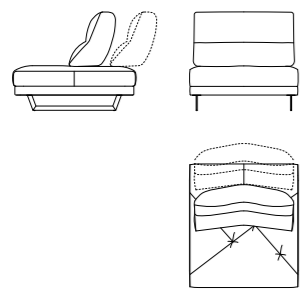
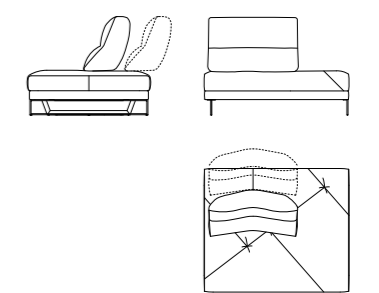
670 - 680
L 147 x P 116/135 x H 93 cm



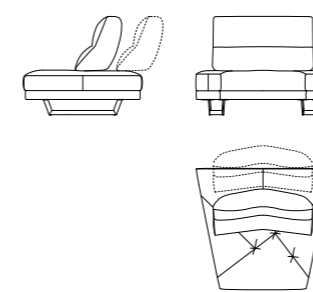
170 - 180
L 130 x P 116/135 x H 93 cm



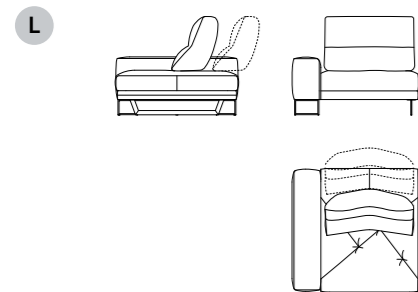
630 - 620
L 137 x P 116/135 x H 93 cm



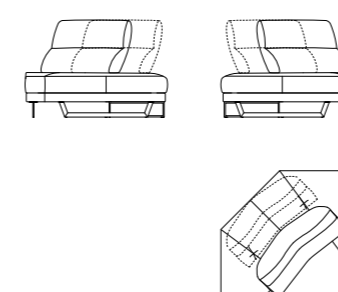
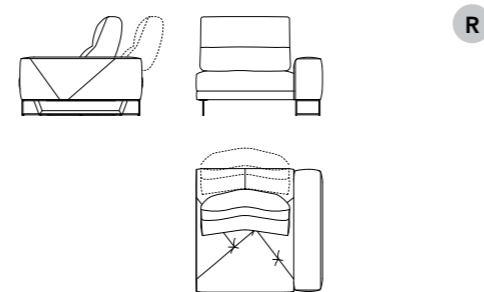
190
L 102 x P 116/135 x H 93 cm



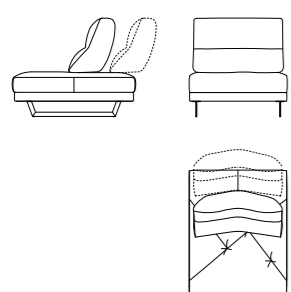
550
L 125 x P 114/133 x H 93 cm



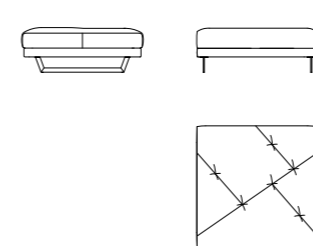
150 - 160
L 120 x P 116/135 x H 93 cm



510
L 134 x P 134 x H 93 cm

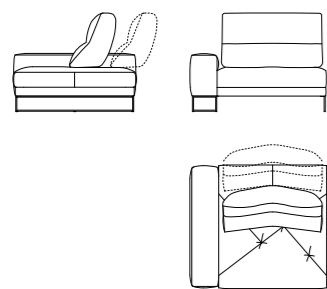


140
L 92 x P 116/135 x H 93 cm



400
L 114 x P 114 x H 43 cm

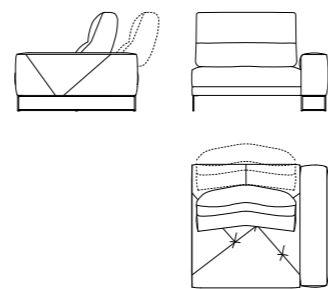
L



171 - 181

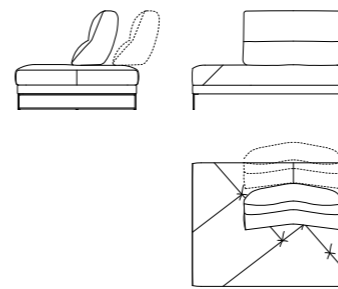
L 130 x P 116/135 x H 93 cm

Lato finito - Finished side



R

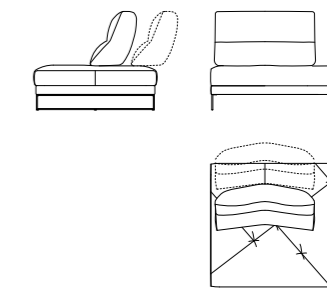
L



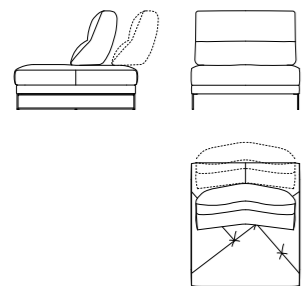
671 - 681

L 147 x P 116/135 x H 93 cm

Lato finito - Finished side



R

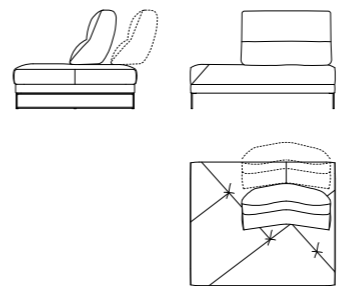


191

L 102 x P 116/135 x H 93 cm

Lato finito - Finished side

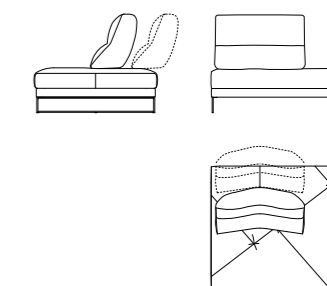
L



631 - 621

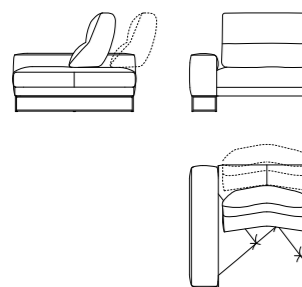
L 137 x P 116/135 x H 93 cm

Lato finito - Finished side



R

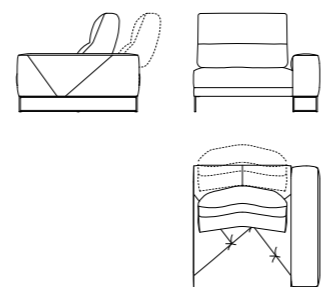
L



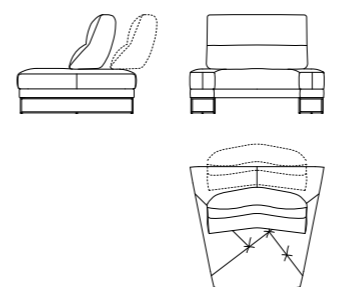
151 - 161

L 120 x P 116/135 x H 93 cm

Lato finito - Finished side



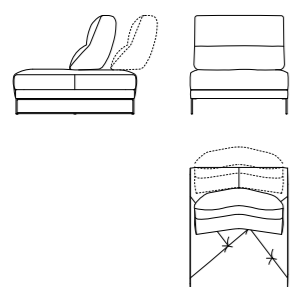
R



551

L 125 x P 114/133 x H 93 cm

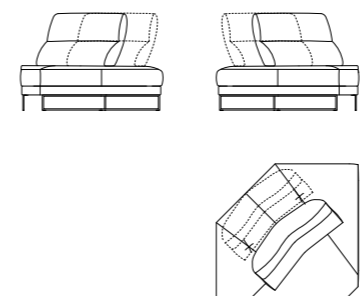
Lato finito - Finished side



141

L 92 x P 116/135 x H 93 cm

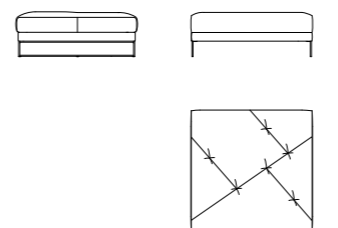
Lato finito - Finished side



511

L 134 x P 134 x H 93 cm

Lato finito - Finished side




401

L 114 x P 114 x H 43 cm

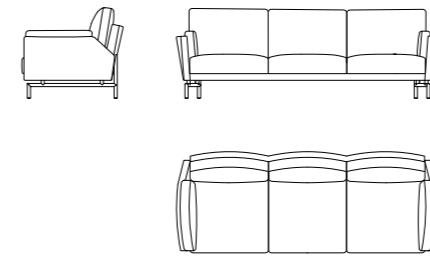
Lato finito - Finished side

Dante
Divani | Sofas

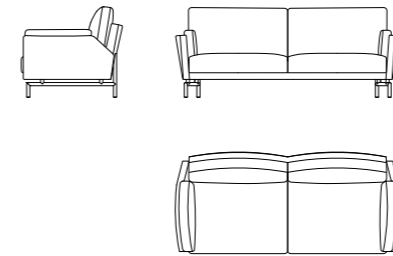


Rivestimenti: Tessuto - Pelle - Combinato - Cuciture tono su tono.
Struttura: Telaio composto da multistrato, legno e derivati (classe E1).
 Molleggio con cinghie elastiche ad alta resistenza.
Cuscini seduta: Poliuretano espanso ad alta portanza e densità variabile rivestito con copertina in piuma sterilizzata e fibra poliestere.
Cuscini schienali: Piuma sterilizzata e fibra poliestere.
Cuscini braccioli: Piuma sterilizzata e fibra poliestere.
Piedi: Metallo in finitura Carbonio lucido (opzionale a pagamento Bronzo).

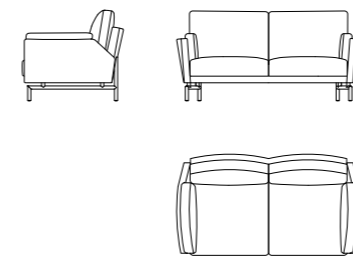
Upholstery: Fabric - Leather - Combined - Tone on tone stitching.
Structure: Plywood, wood and derivatives (class E1). Suspension with high resistance elastic belts.
Seat cushions: Moulded polyurethane foam with variable densities covered with Sterilized feather and polyester fibre.
Backrest cushions: Sterilized feather and polyester fibre.
Armrest cushions: Sterilized feather and polyester fibre.
Feet: Metal glossy Carbon finish (at charge Bronze finish).




350
L 245 x P 96 x H 85 cm



300
L 210 x P 96 x H 85 cm




200
L 173 x P 96 x H 85 cm



100
L 100 x P 96 x H 85 cm

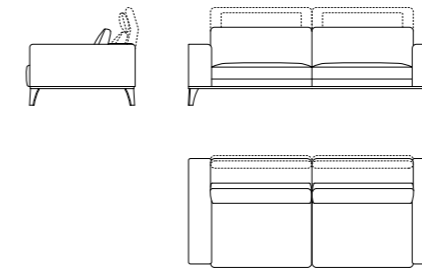
Divo

Divani componibili | *Modular seating systems*

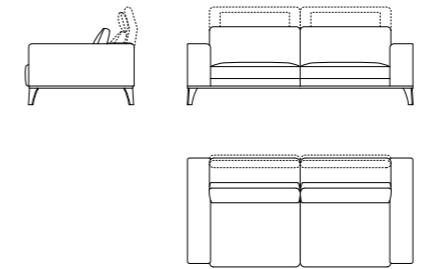


Rivestimenti: Tessuto - Pelle - Combinato - Cuciture tono su tono
 Gli elementi senza bracciolo hanno il lato finito.
Struttura: Telaio composto da multistrato, legno e derivati (classe E1), con meccanismi schiena metallici.
 Molleggio con cinghie elastiche ad alta resistenza.
Imbottitura struttura: Poliuretano espanso ad alta portanza e densità variabile rivestito in ovatta poliestere.
Cuscini seduta: Poliuretano espanso sagomato a densità differenziate rivestito in ovatta poliestere.
Cuscini schiena: Piuma sterilizzata e fibra poliestere.
Piedi: Metallo finitura Cromo o Nickel nero.

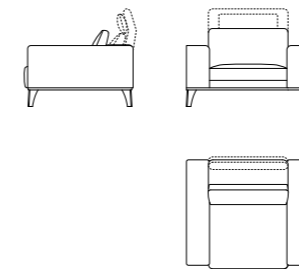
Upholstery: Fabric - Leather - Combined - Tone on tone stitching.
 The armless elements are upholstered on the side.
Structure: Frame composed of plywood, wood and derivatives (class E1), with metallic backrest mechanisms. Suspension with high resistance elastic belts.
Structure padding: Polyurethane foam with high support and variable density covered with polyester wadding.
Seat cushions: Moulded polyurethane foam with variable densities covered with polyester wadding.
Backrest cushions: Sterilized feather and polyester fibre.
Feet: Metal in Chrome finish or black Nickel finish.



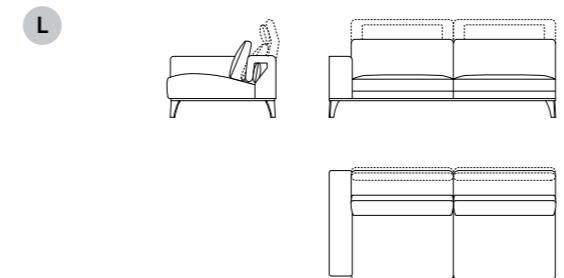
350
 L 235 x P 104/110 x H 76/93 cm



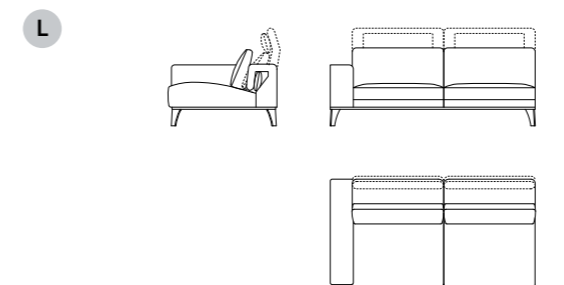
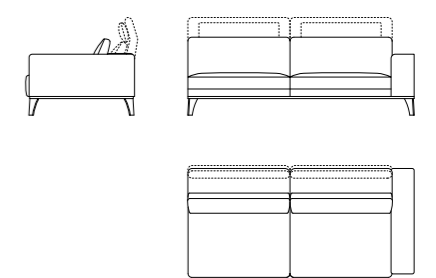
300
 L 215 x P 104/110 x H 76/93 cm



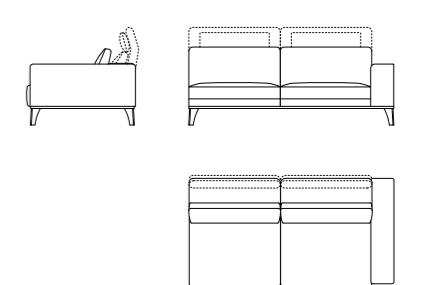
100
 L 110 x P 104/110 x H 76/93 cm



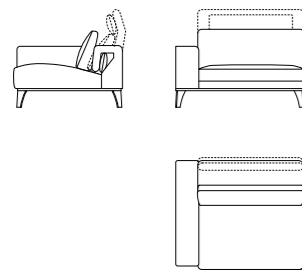
380 - 370
 L 212 x P 104/110 x H 76/93 cm



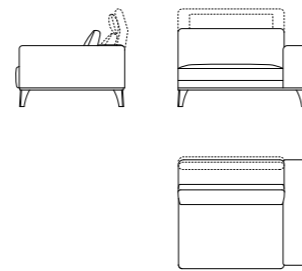
330 - 320
 L 192 x 104/110 x h 76/93 cm



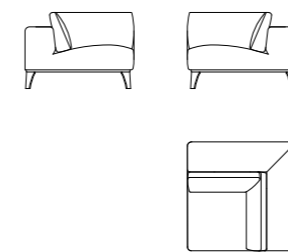
L




170 - 180
L 120 x 104/110 x h 76/93 cm



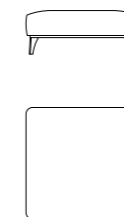
R



500
L 104 x P 104 x H 43 cm




190
L 98 x 104/110 x h 76/93 cm

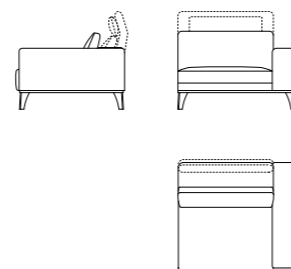


400
L 104 x P 104 x H 43 cm

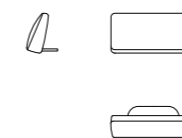
L




150 - 160
L 110 x 104/110 x h 76/93 cm



R



490
L 80 x 29 x h 40 cm



140
L 88 x 104/110 x h 76/93 cm

L

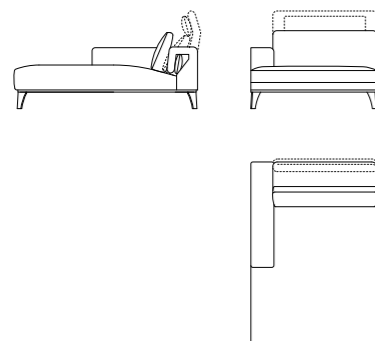


990 - 980
L 60 x 22 x h 40 cm
Cuscino bracciolo uso angolo
Armrest cushion for corner element

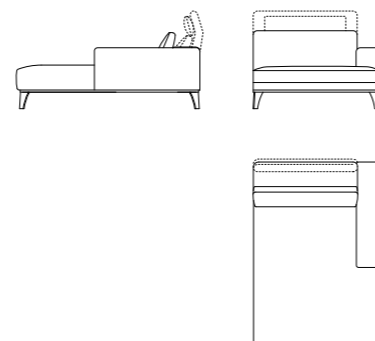
R



L



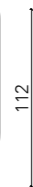
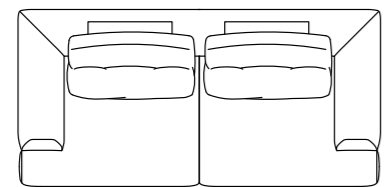
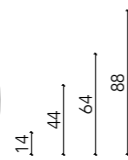

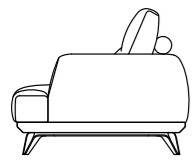
570 - 560
L 118 x P 175/180 x H 76/93 cm



R

Doge

Divani componibili | Modular seating systems

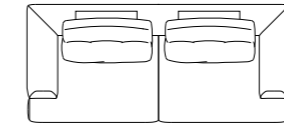


Rivestimenti: Tessuto - Pelle - Cuciture tono su tono.
Struttura: Telaio composto da multistrato, legno e derivati (classe E1).
 Molleggio con cinghie elastiche ad alta resistenza.
Imbottitura struttura: Poliuretano espanso ad alta portanza e densità variabile rivestito in ovatta poliestere.
Cuscini seduta: Poliuretano espanso sagomato a densità differenziate rivestito in ovatta poliestere. La versione in pelle è caratterizzata da cuciture orizzontali con tirate.
Cuscini schienali: Piuma sterilizzata e fibra poliestere.
Piedi: Metallo finitura Carbonio lucido o Bronzo.

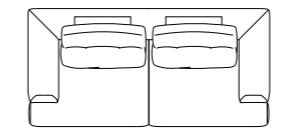
Upholstery: Fabric - Leather - Tone on tone stitching.
Structure: Plywood, wood and derivatives (class E1). Suspension with high resistance elastic belts.
Structure Padding: Polyurethane foam with high support and variable density covered with polyester wadding.
Seat cushions: Moulded polyurethane foam with variable densities covered with polyester wadding. The leather version is characterized by horizontal seams with padding.
Backrest cushions: Sterilized feather and polyester fibre.
Feet: Metal glossy Carbon or Bronze finish.



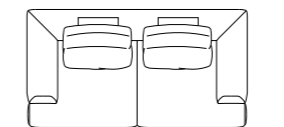
350
 L 247 x P 112 x H 88 cm



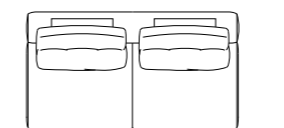
300
 L 227 x P 112 x H 88 cm

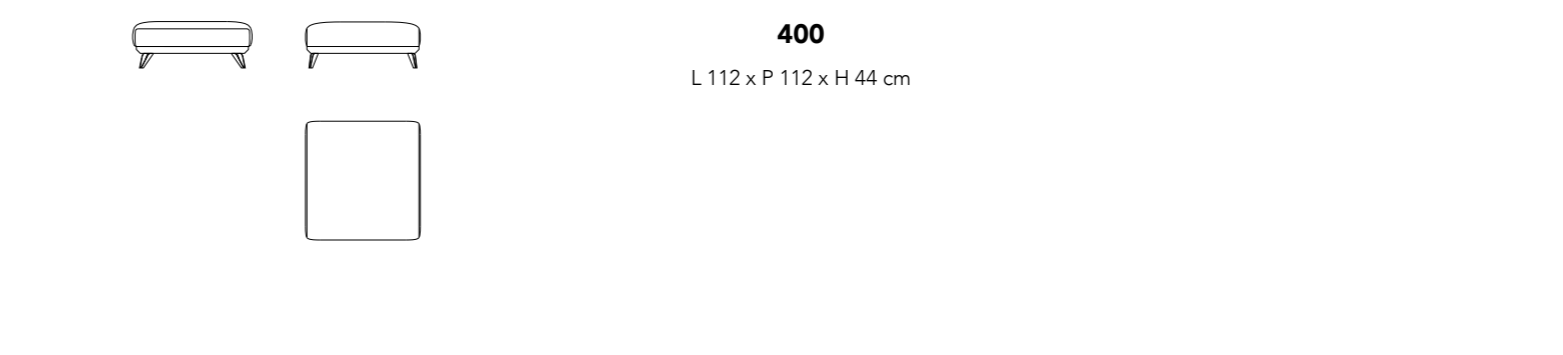
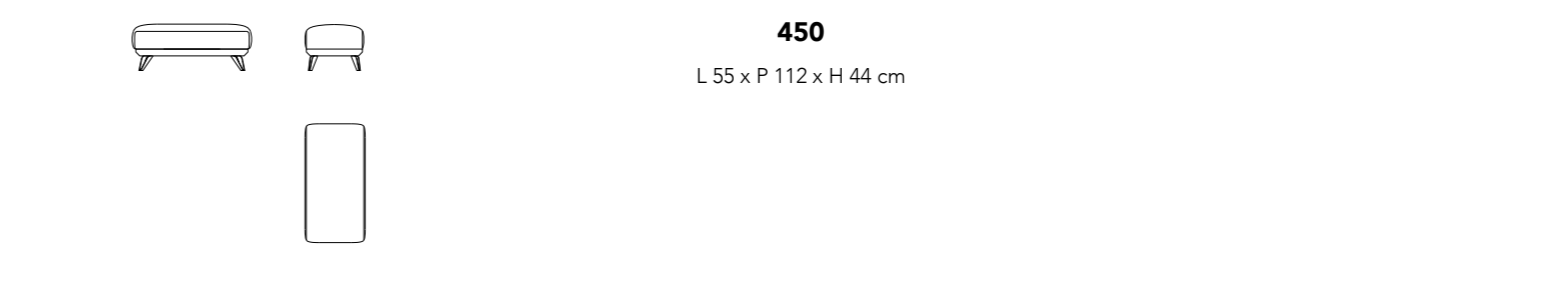
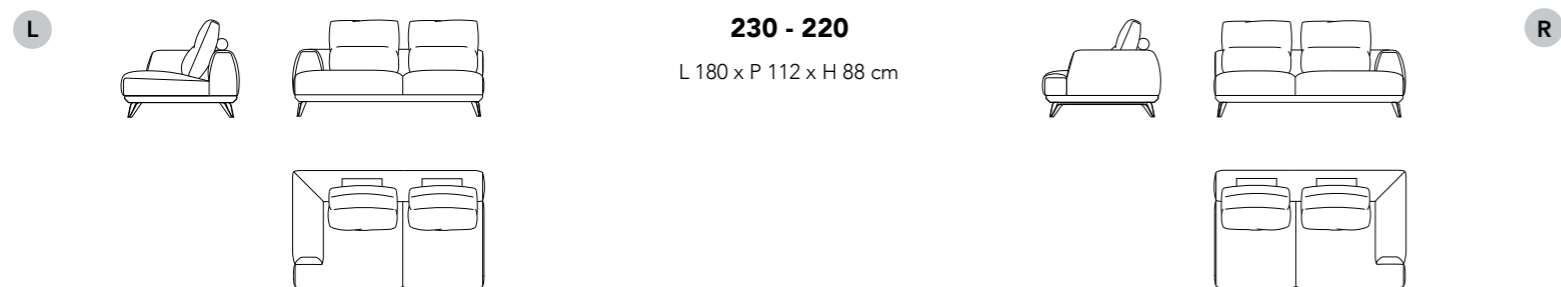
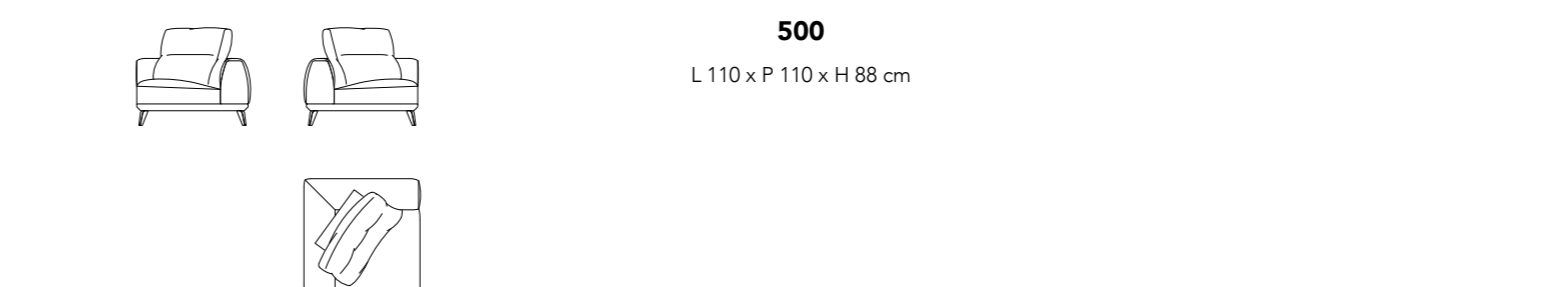
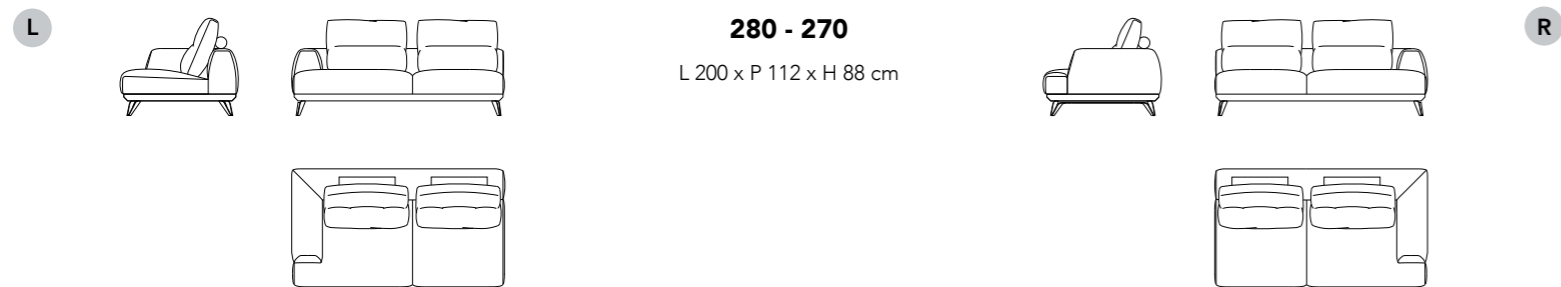
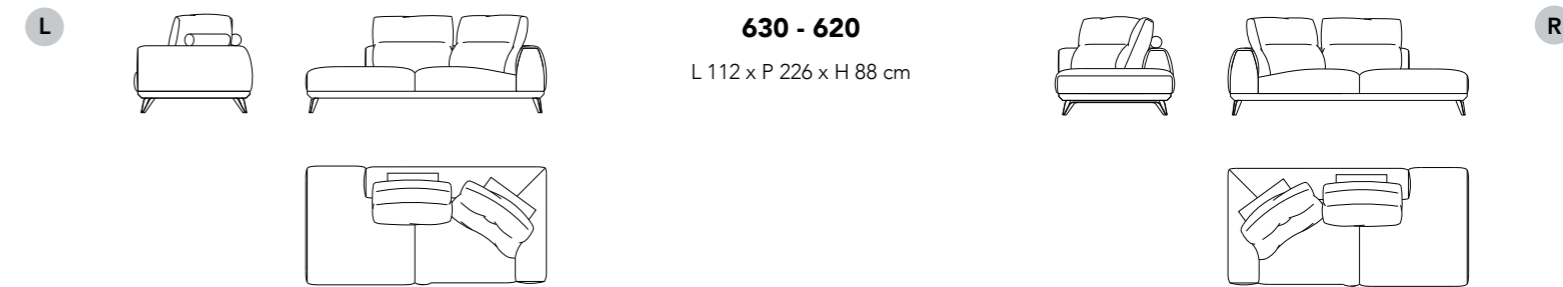
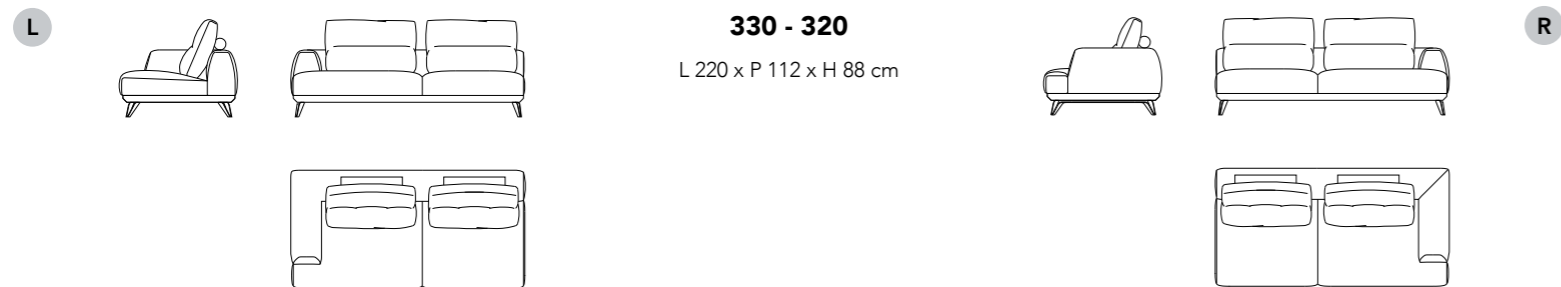
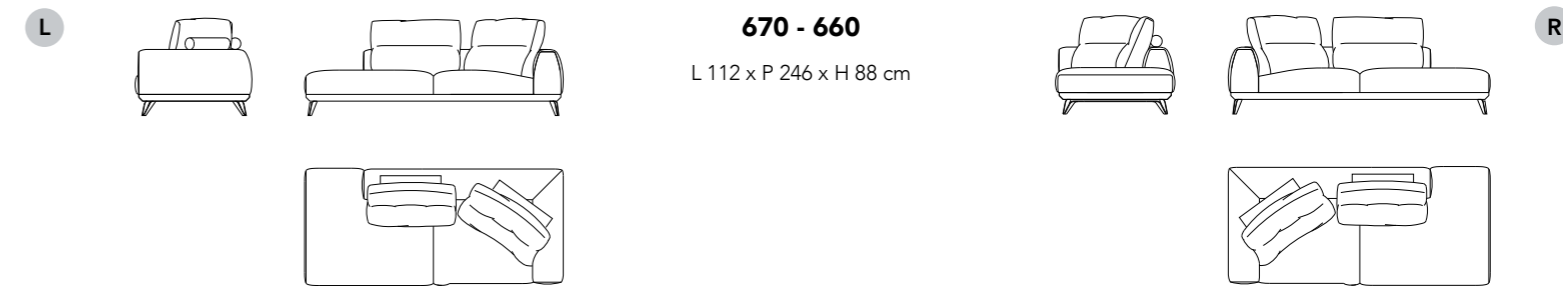
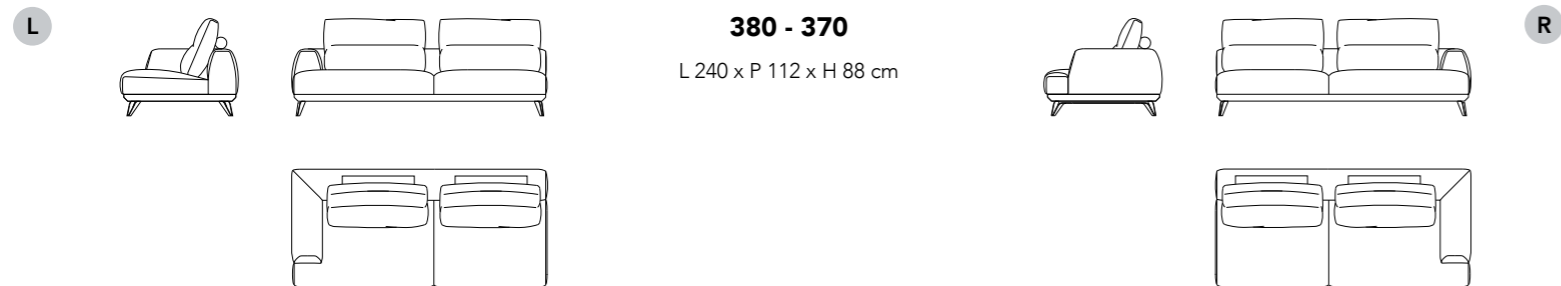


250
 L 207 x P 112 x H 88 cm



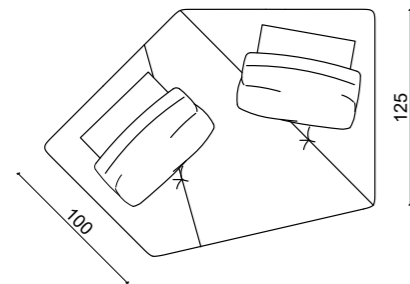
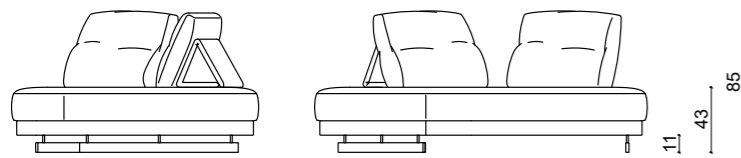
340
 L 200 x P 112 x H 88 cm





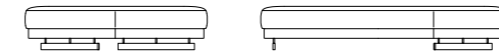
Pitti

Divani componibili | Modular seating systems

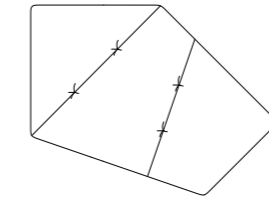


Rivestimenti: Tessuto - Pelle - Combinato - Cuciture tono su tono
Struttura: Telaio composto da multistrato, legno e derivati (classe E1).
 Molleggio con cinghie elastiche ad alta resistenza.
Imbottitura struttura: Poliuretano espanso ad alta portanza e fibra poliestere.
Cuscini seduta: Poliuretano espanso sagomato a densità differenziate rivestito in fibra poliestere.
Cuscini schienali: Piuma sterilizzata e fibra poliestere.
Piedi: Metallo finitura Carbonio lucido (opzionale a pagamento Bronzo).

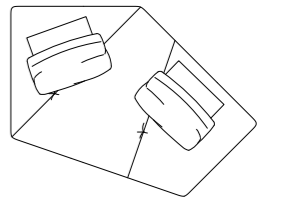
Upholstery: Fabric - Leather - Combined - Tone on tone stitching
Structure: Plywood, wood and derivatives (class E1). Suspension with high resistance elastic belts.
Structure Padding: Polyurethane foam with high support and polyester fibre.
Seat cushions: Moulded polyurethane foam with variable densities covered with polyester wadding.
Backrest cushions: Sterilized feather and polyester fibre.
Feet: Metal glossy Carbon finish (at charge Bronze).



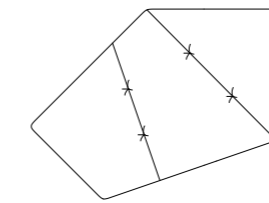
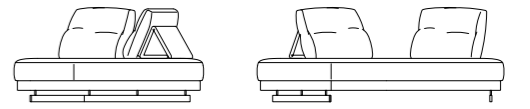
780
L 230 x P 180 x H 43 cm



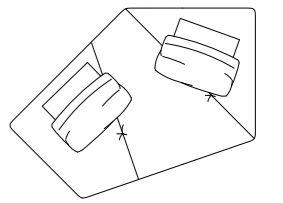
780 + 040 + 040



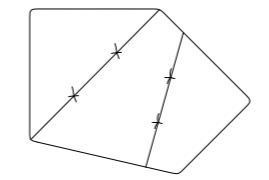
770
L 230 x P 180 x H 43 cm



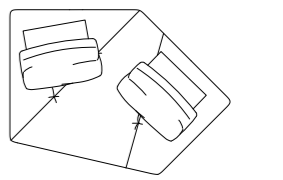
770 + 040 + 040



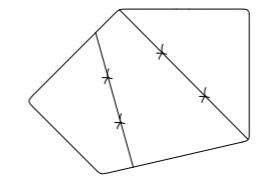
730
L 208 x P 154 x H 43 cm



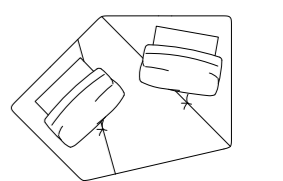
730 + 040 + 040



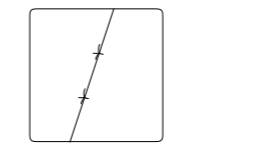
720
L 208 x P 154 x H 43 cm




720 + 040 + 040

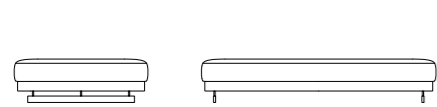


410
L 125 x P 125 x H 43 cm

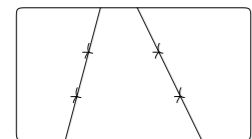


400
L 100 x P 100 x H 43 cm

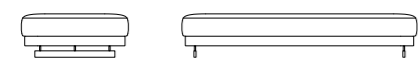
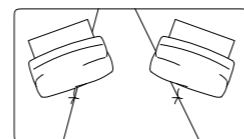




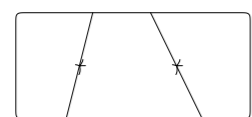
360
L 220 x P 125 x H 43 cm



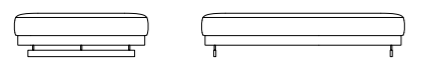
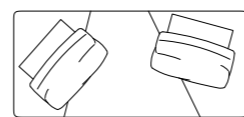
360 + 040 + 040



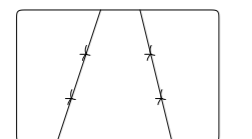
340
L 220 x P 100 x H 43 cm



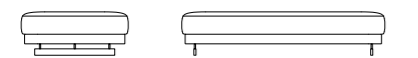
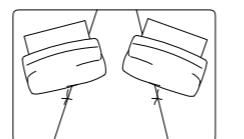
340 + 040 + 040



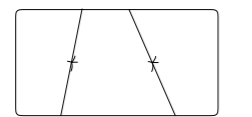
310
L 190 x P 125 x H 43 cm



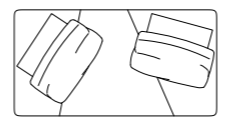
310 + 040 + 040



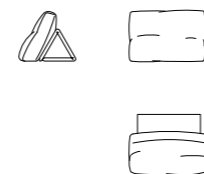
290
L 190 x P 100 x H 43 cm



290 + 040 + 040



050
L 70 x P 26 x H 19,5 cm

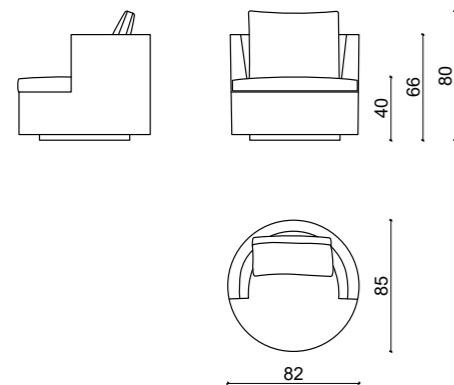


040
L 72 x P 56 x H 46,5 cm



Cleo

Poltrone girevoli | Swivelling Armchairs



Rivestimenti: Tessuto - Pelle - Combinato - Cuciture tono su tono.
Struttura: Telaio composto da multistrato, legno e derivati (classe E1).
Molleggio con cinghie elastiche ad alta resistenza.
Seduta: Poliuretano espanso ad alta portanza rivestito con fibra poliestere.
Schienali: Piuma sterilizzata e fibra poliestere.
Basamento: Girevole con ritorno in metallo finitura cromo.

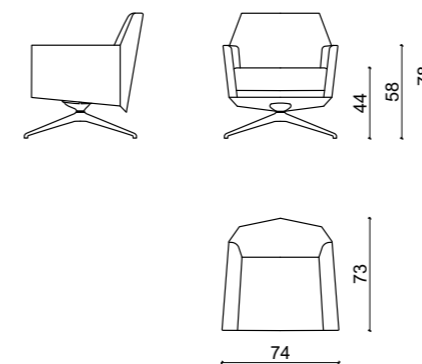
Upholstery: Fabric - Leather - Combined - Tone on tone stitching.
Structure: Plywood, wood and derivatives (class E1). Suspension with high resistance elastic belts.
Seat: Polyurethane foam with high support and variable density covered with polyester fibre.
Backrest: Sterilized feather and polyester fibre.
Base: Pivoting and self-returning, made of metal in chrome finish.

090
L 82 x P 85 x H 80 cm



Diamante

Poltrone girevoli | Swivelling Armchairs



Rivestimenti: Tessuto - Pelle - Cuciture tono su tono.
Struttura: Telaio composto da multistrato, legno e derivati (classe E1).
Molleggio con cinghie elastiche ad alta resistenza.
Seduta: Poliuretano espanso ad alta portanza e densità variabile rivestito con fibra poliestere.
Basamento: Girevole in metallo, finitura alluminio lucido o Bronzo (opzionale a pagamento Carbonio Lucido)

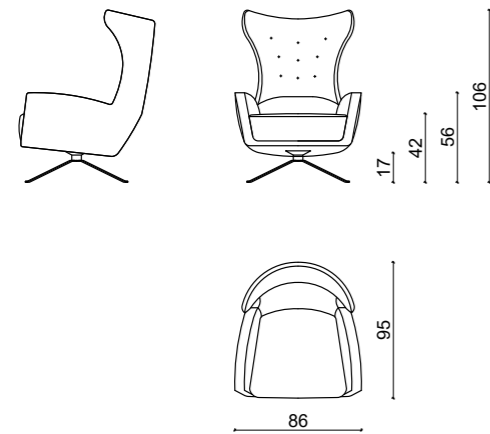
Upholstery: Fabric - Leather - Tone on tone stitching.
Structure: Plywood, wood and derivatives (class E1). Suspension with high resistance elastic belts.
Seat: Moulded polyurethane foam with variable densities covered with polyester fibre.
Base: Swivelling metal glossy aluminium or Bronze finish base (at charge glossy Carbon).

090
L 74 x P 73 x H 78 cm



Lena

Poltrone girevoli | Swivelling Armchairs

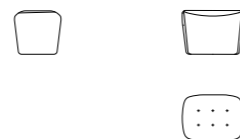


Rivestimenti: Tessuto - Pelle - Cuciture tono su tono.
Struttura: Telaio composto da multistrato, legno e derivati (classe E1). Molleggio con cinghie elastiche ad alta resistenza.
Seduta: Poliuretano espanso ad alta portanza e densità variabile rivestito con copertina in piuma sterilizzata e fibra poliestere.
Schienali: Poliuretano espanso ad alta portanza rivestito con fibra poliestere.
Basamento: Girevole in metallo finitura cromo o carbonio lucido.

Upholstery: Fabric - Leather - Tone on tone stitching.
Structure: Plywood, wood and derivatives (class E1). Suspension with high resistance elastic belts.
Seat: Moulded polyurethane foam with variable densities covered with a blanket in sterilized feather and polyester fibre.
Backrest: Polyurethane foam with high support covered with polyester fibre.
Base: Swivelling Chrome or Glossy Carbon finish metal base.

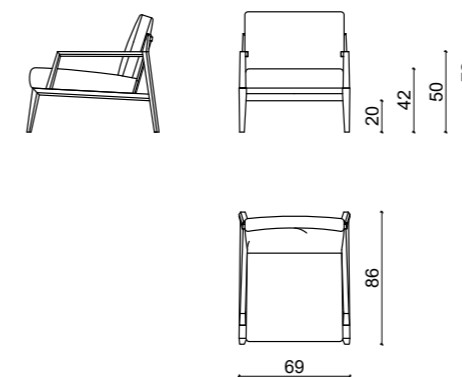
090
L 86 x P 95 x H 106 cm

400
L 59 x P 45 x H 42 cm



Petra

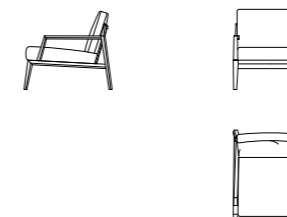
Poltrone | Armchairs



Rivestimenti: Tessuto - Pelle - Decò - Cuciture tono su tono.
Struttura: Telaio in olmo massiccio finitura Moro o Fumo. Molleggio con cinghie ad alta resistenza.
Seduta: Poliuretano espanso ad alta portanza rivestito con copertina in piuma sterilizzata e fibra poliestere.
Schienali: Piuma sterilizzata e fibra poliestere.

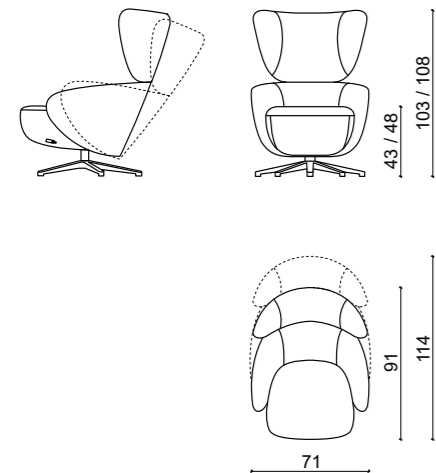
Upholstery: Fabric - Leather - Decò - Tone on tone stitching.
Structure: Frame made of massive elm wood, Moro or Fumo finish. Suspension with high resistance elastic belts.
Seat: Polyurethane foam with high support, covered with a blanket in sterilized feather and polyester fibre.
Backrest: Sterilized feather and polyester fibre.

090
L 69 x P 86 x H 72 cm



Tulipe

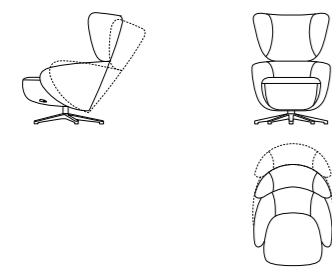
Poltrone basculanti | *Tilting Armchairs*



Rivestimenti: Pelle - Tessuto (esclusi rivestimenti intrecciati; Giglio; Lipari; Palomba) - Cuciture tono su tono.
Struttura: Telaio composto da multistrato, legno e derivati (classe E1).
Seduta: Poliuretano espanso ad alta portanza e densità variabile rivestito con fibra poliestere. Altezza variabile manualmente.
Schienali: Poliuretano espanso ad alta portanza rivestito con fibra poliestere. Reclinabile manualmente.
Basamento: Girevole in metallo finitura Cromo o Carbonio lucido (opzionale a pagamento Bronzo).

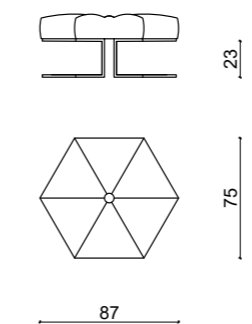
Upholstery: *Leather - Fabric (excluded woven materials and Giglio; Lipari; Palomba) - Tone on tone stitching.*
Structure: *Plywood, wood and derivatives (class E1).*
Seat: *Moulded polyurethane foam with variable densities covered with polyester fibre. Manual height adjusting system.*
Backrest: *Polyurethane foam with high support covered with polyester fibre. Manual reclining system.*
Base: *Metal swivel with glossy Carbon or Chrome finish (At charge Bronze).*

090
L 71 x P 91/114 x H 103/108 cm



Esagona

Pouf | *Ottomans*

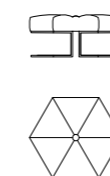


Rivestimenti: Tessuto - Pelle - Cuciture tono su tono.
Struttura: Telaio composto da multistrato.
Seduta: Poliuretano espanso ad alta portanza rivestito con fibra poliestere.
Piedi: Metallo finitura cromo o nickel nero.

Upholstery: *Fabric - Leather - Tone on tone stitching.*
Structure: *Plywood.*
Seat: *Polyurethane foam with high support, covered with polyester fibre.*
Feet: *Metal in chrome finish or black nickel finish.*

420
L 87 x P 75 x H 40 cm

410
L 64 x P 55 x H 40 cm



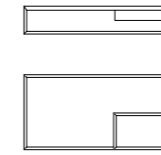
Equinozio

Tavolini | *Coffee Tables*

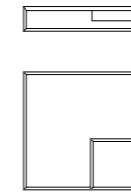


Tavolini in diverse dimensioni.
Struttura in noce canaletto massiccio.
Piano e contenitore impiallacciati.
Finiture: Noce Naturale, Moro, Fumo.

Coffee tables in different sizes.
Structure in solid Canaletto walnut.
Top and compartment wood veneered.
Finish: Noce Naturale, Moro, Fumo.



RTL
L 140 x P 70 x H 32 cm




QDL
L 110 x P 110 x H 23 cm



CTL
L 47 x P 47 x H 47 cm

Era

Tavolini | Coffee Tables



Tavolini in diverse dimensioni.

Struttura in Metallo disponibile nelle finiture Nero Lucido (NL) e Bronzo (BR)

Piano disponibile in quattro versioni:

Piano in ceramica con finitura Savoia, Ardesia, Noir Desir, Calacatta

Ansa in vetro curvato nelle finiture Specchio e Fumé

Vetro Liscio nelle finiture Specchio e Fumé

Legno piano in derivati del legno (classe E1) impiallacciato noce canaletto nelle finiture Noce Naturale, Moro, Fumo

Coffee tables in different sizes.

Structure in Metal available in Glossy black (NL) and Bronze (BR).

Top is available in four versions:

Piano ceramic top in finish Savoia, Ardesia, Noir Desir, Calacatta.

Ansa curved glass top in Mirror and Smoked.

Smooth Glass in Mirror and Smoked.

Top in wood derivatives (class E1) veneered in Canaletto walnut in Natural, Moro and Fumo versions.

Linea

Tavolini | Coffee Tables



Tavolini in diverse dimensioni.

Struttura in Metallo disponibile nelle finiture Nero Lucido (NL) e Bronzo (BR)

Piano disponibile in quattro versioni:

Piano in ceramica con finitura Savoia, Ardesia, Noir Desir, Calacatta

Ansa in vetro curvato nelle finiture Specchio e Fumé

Vetro Liscio nelle finiture Specchio e Fumé

Legno piano in derivati del legno (classe E1) impiallacciato noce canaletto nelle finiture Noce Naturale, Moro, Fumo

Coffee tables in different sizes.

Structure in Metal available in Glossy black (NL) and Bronze (BR).

Top is available in four versions:

Piano ceramic top in finish Savoia, Ardesia, Noir Desir, Calacatta.

Ansa curved glass top in Mirror and Smoked.

Smooth Glass in Mirror and Smoked.

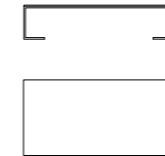

Top in wood derivatives (class E1) veneered in Canaletto walnut in Natural, Moro and Fumo versions.



QDP
L 110 x P 110 x H 23 cm
Piano in Ceramica
Ceramic top

QDR
L 110 x P 110 x H 23 cm
Piano in Vetro liscio
Smooth Glass


QDL
L 110 x P 110 x H 23 cm
Piano in Legno
Wooden top



RTP
L 140 x P 70 x H 32 cm
Piano in Ceramica
Ceramic top

RTR
L 140 x P 70 x H 32 cm
Piano in Vetro liscio
Smooth Glass

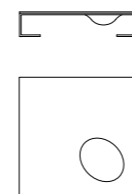
RTL
L 140 x P 70 x H 32 cm
Piano in Legno
Wooden top



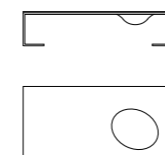
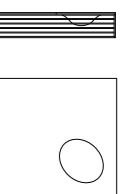
CTP
L 47 x P 47 x H 47 cm
Piano in Ceramica
Ceramic top

CTV
L 47 x P 47 x H 47 cm
Piano in Vetro liscio
Smooth Glass

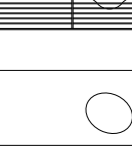
CTL
L 47 x P 47 x H 47 cm
Piano in Legno
Wooden top



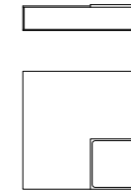
QDV
L 110 x P 110 x H 23 cm
Piano Ansa
Curved glass



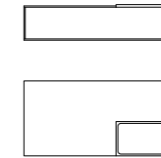
RTV
L 140 x P 70 x H 32 cm
Piano Ansa
Curved glass



Orme
Tavolini | *Coffee Tables*



QDV
L 110 x P 110 x H 23 cm



RTV
L 140 x P 70 x H 32 cm



CTV
L 47 x P 47 x H 47 cm

Tavolini disponibili in 3 dimensioni ed in 2 versioni:
Vetro da 10 mm Chiaro con fondo a specchio, completo di vassoio in Noce canaletto finitura Naturale
Vetro da 10 mm Fumé, completo di vassoio in Noce canaletto finitura Moro o Fumo

*Coffee tables in 3 different sizes and 2 versions.
Clear Tempered glass bonded of 10 mm, mirrored bottom, completed with a solid Walnut Canaletto tray in Naturale finish.
Smoked Tempered glass bonded of 10 mm, completed with a solid Walnut Canaletto tray in Naturale, Moro and Fumo finish.*

Note | Notes

I nostri rivestimenti sono stati scelti con cura per garantire qualità, durata e particolare resa estetica.

I rivestimenti dei vostri divani, controllati e testati, possono avere leggere differenze di tonalità rispetto ai campionari.

Italia Lounge mette a disposizione del cliente la possibilità di richiedere l'imbottitura delle sedute con maggiore densità, senza supplementi di prezzo.

Italia Lounge mette a disposizione del cliente la possibilità di richiedere la sostituzione dell'imbottitura in piuma con della fibra poliestere, senza supplementi di prezzo.

Italia Lounge si riserva il diritto di apportare qualsiasi miglioramento estetico, tecnologico e materico ai propri modelli, comprese leggere modifiche alle dimensioni, senza obbligo di preavviso.

I rivestimenti sono sensibili alla luce e al calore. Invitiamo a non esporre i prodotti all'irraggiamento solare diretto, anche se schermato da vetri e ad evitare la vicinanza a lampade potenti o altre fonti di calore.

Per le altre informazioni sull'utilizzo e sulla manutenzione del vostro divano vi invitiamo a consultare tutte le istruzioni presenti nel nostro sito www.italialounge.com.

The materials used to manufacture our products have been carefully chosen to guarantee their quality, durability and aesthetic effect.

The Upholstery has been checked and tested thoroughly before being used. It may have slight differences in tone compared to the Italia Lounge samples of leathers and fabrics.

Italia Lounge offers customers the possibility to request seats with higher density of the padding, with no price increase.

Italia Lounge offers for customers the possibility to request the replacement of the feather padding, with a polyester fibre one, with no price increase.

Italia Lounge retains the right to make any aesthetic, technical or material improvements to its models, including slight changes in dimensions, with no prior notice.

The upholstery is sensitive to light and heat. For these reasons we invite you to not expose the products to direct sunlight even if shielded by glass, avoiding proximity to powerful lamps or heat sources.

For more information on the use and maintenance of your sofa, please see further instructions on our website www.italialounge.com.

Per ulteriori informazioni vi invitiamo a visitare il nostro sito web.
For further information please visit our website.
www.italialounge.com

100% Made in Italy

È espressamente vietata qualsiasi riproduzione, copia o modifica, anche parziale, del presente catalogo.
Any reproduction, representation or modification, in full or partly, is expressly prohibited.

Foto | **Emozioni**
Styling | **Luigina Piloni**

PRINTED IN ITALY



ITALIALOUNGE

Via Palladio n.3
31020 SAN VENDEMIANO (TV)
ITALIA
tel.0438 401123

www.italialounge.com | info@italialounge.com

